

Plastics Pallets CR3-5

1200 x 1000 mm

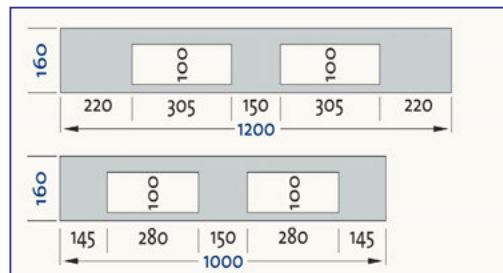


The CR3-5.

The ultimate high strength perimetric pallet.

- perimetric design with three longitudinal and two transversal runners
- designed as a general purpose pallet suitable for pooling and universal use
- extremely high load bearing capability due to integrated reinforcement profiles
- unique antislip topdeck for increased load safety

Due to its structural features this 1200 x 1000 mm five runner pallet is suitable for cross-industry applications making the CR3-5 ideal for industry and retail as well as for pooling.

The CR3-5 ensures easy handling of heavy goods when stored in racking systems. Integrated reinforcement profiles guarantee highest stability and load bearing capability. To ensure that the loads on the pallet stay in place, the CR3-5 is supplied with a unique antislip topdeck. This extra feature provides safe stacking of empty pallets and significantly reduces the problem of plastics on plastic when using trays and crates in transit. However, additional rims are an option, optimise load stability. On request the bottom deck area can be supplied with an anti-slip coating.



CR3-5		Technical Data*1					
Art.-No	Description	Dimensions height(mm)	Weight (kg)	Material, Colour	Load bearing capability (load in kg)*2		
					Static load	Dyn. load	In racking system
83300801	With rim, 5 runners, perimetric, integrated reinforcement profiles, with antislip topdeck	1200 x 1000, 160	27	HDPE virgin material, grey / blue	7500	1500	1250
83300803	No rim, 5 runners, perimetric, integrated reinforcement profiles, with antislip topdeck	1200 x 1000, 160	27	HDPE virgin material, grey / blue	7500	1500	1250

Individual Printing and Customisation

Hot foil stamping of letters, logos and numberings on request, depending on the number of pieces:

Max. size: 85 x 85 mm

Number of 15 mm letters: 9 (3 lines)

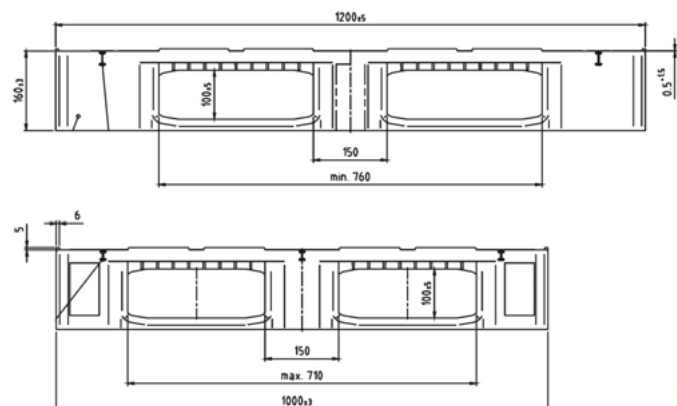
Number of 30 mm letters: 4 (2 lines)



On both sides on the left foot, lengthwise (also possible on all four feet by additional process)

Technical Drawing

Side Elevation



Top View

